



Split Black and Satin Brass (Finish ID : 49)

DORI BAR PULL HANDLE

“Dori T knob and bar pull handles epitomise the industrial vibe, this raw stripped back look is perfect in natural colours like polished brass, bronze, pewter or aged brass. Well suited for loft apartments or converted warehouses.”

Item Code	Size (mm & Inches)	Material	Size (Inches)				Fig.	
			A	B	C	D		
1	BP.871.5".XX	127mm (5")	Brass	6.89	1.25	5	1.35	1
2	BP.871.6".XX	152.4mm (6")	Brass	7.87	1.25	6	1.35	1
3	BP.871.8".XX	203.2mm (8")	Brass	9.88	1.25	8	1.35	1
4	BP.871.10".XX	254mm (10")	Brass	11.89	1.25	10	1.35	1
5	BP.871.12".XX	304.8mm (12")	Brass	13.9	1.25	12	1.35	1
6	BP.871.16".XX	406.4mm (16")	Brass	17.87	1.25	16	1.35	1
7	BP.871.5".XX	127mm (5")	Wood over Brass	6.89	1.25	5	1.35	1
8	BP.871.6".XX	152.4mm (6")	Wood over Brass	7.87	1.25	6	1.35	1
9	BP.871.8".XX	203.2mm (8")	Wood over Brass	9.88	1.25	8	1.35	1
10	BP.871.10".XX	254mm (10")	Wood over Brass	11.89	1.25	10	1.35	1

"XX" in item code denotes Finish ID.

This product is Supplied with STC Screw Slotted Dome Head #6x19mm.

	Item Code	Size (mm & Inches)	Material	Size (Inches)				Fig.
				A	B	C	D	
11	BP.871.12".XX	304.8mm (12")	Wood over Brass	13.9	1.25	12	1.35	1
12	BP.871.16".XX	406.4mm (16")	Wood over Brass	17.87	1.25	16	1.35	1

"XX" in item code denotes Finish ID.

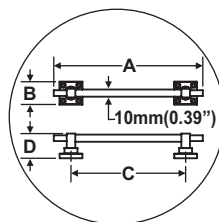
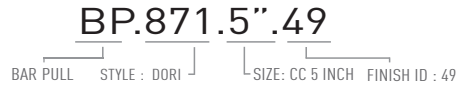


























FIG. 1

This product is Supplied with STC Screw Slotted Dome Head #6x19mm.

How to Order



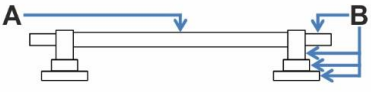
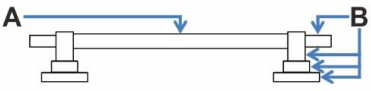

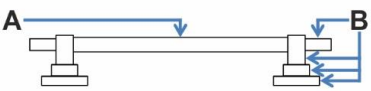
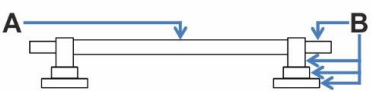
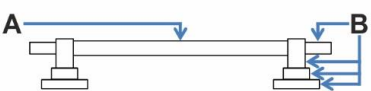
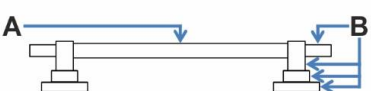
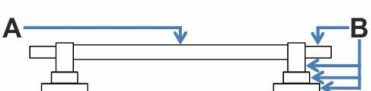
Dori Bar Pull Handle Finish Options

Base Material : Brass	Standard Finishes (2-3 Weeks Delivery)						
							
	Bright Chrome (Finish ID:2)	Brush Nickel (Finish ID:3)	Aged Brass (Finish ID:4)	Unlacquered Polished Brass (Finish ID:7U)	Polished Nickel (Finish ID:8)	Satin Brass (Finish ID:13)	
Base Material : Brass	Custom Finishes (3-4 Weeks Delivery)*						
							
	Lacquered Polished Brass (Finish ID:7L)	Matte Black (Finish ID:19)	Split Black and Polished Nickel (Finish ID:48)	Split Black and Satin Brass (Finish ID:49)	Split Satin Brass and White (Finish ID:50)	Split Black And Chrome (Finish ID:59)	Graphite (Finish ID:61)
							
Split Brush Nickel and Satin Brass (Finish ID:78)	Split Graphite and Satin Brass (Finish ID:90)	Split Graphite and Brush Chrome (Finish ID:91)	Split Graphite and Aged Brass (Finish ID:93)	Brush Chrome (Finish ID:95)			
Base Material : Brass/Wood	Custom Finishes (3-4 Weeks Delivery)*						
							
Walnut Wood and Black (Finish ID:100)	Walnut Wood and Satin Brass (Finish ID:101)	Walnut Wood and Aged Brass (Finish ID:102)	Walnut Wood and Polished Nickel (Finish ID:103)	Walnut Wood and Brushed Nickel (Finish ID:104)	Beech Wood and Black (Finish ID:106)	Beech Wood and Satin Brass (Finish ID:107)	
							
Beech Wood and Aged Brass (Finish ID:108)	Beech Wood and Polished Nickel (Finish ID:109)	Beech Wood and Brushed Nickel (Finish ID:110)					

- Custom finishes cannot be returned or refunded. We are unable to accept cancellations for custom finish order unless within 48 hours of the order being placed.
- We have uniform pricing for all non-hammered finishes listed above as long as base material and size is same.
- Contact us for customized finishes, refer pages F1, F2, F3 & F4 for finish glossary.
- Backplate options refer page DBP1-1 to DBP2-1.

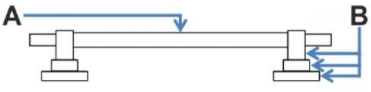
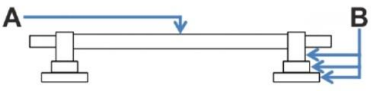

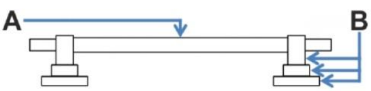
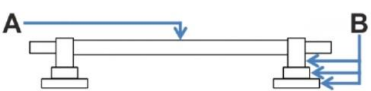
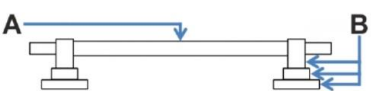
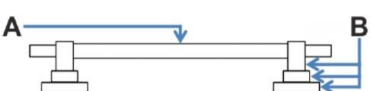
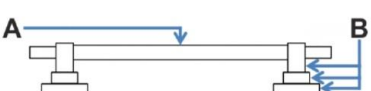
Dori Bar Pull Split Finish

BP.871.XX.XX

FINISH CODE (XX)	FINISH NAME	LINE DRAWING	A	B
BP.871.XX.48	Split Black and Polished Nickel		Matte Black	Polished Nickel
BP.871.XX.49	Split Black and Satin Brass		Matte Black	Satin Brass
BP.871.XX.50	Split Satin Brass and White		White Epoxy	Satin Brass
BP.871.XX.59	Split Black and Chrome		Matte Black	Bright Chrome
BP.871.XX.78	Split Brush Nickel and Satin Brass		Brush Nickel	Satin Brass
BP.871.XX.90	Split Graphite and Satin Brass		Graphite	Satin Brass
BP.871.XX.91	Split Graphite and Brush Chrome		Graphite	Brush Chrome
BP.871.XX.93	Split Graphite and Aged Brass		Graphite	Aged Brass

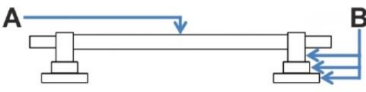

Dori Bar Pull Split Finish

BP.871.XX.XX

FINISH CODE (XX)	FINISH NAME	LINE DRAWING	A	B
BP.871.XX.100	Walnut Wood and Black		Walnut Wood	Matte Black
BP.871.XX.101	Walnut Wood and Satin Brass		Walnut Wood	Satin Brass
BP.871.XX.102	Walnut Wood and Aged Brass		Walnut Wood	Aged Brass
BP.871.XX.103	Walnut Wood and Polished Nickel		Walnut Wood	Polished Nickel
BP.871.XX.104	Walnut Wood and Brushed Nickel		Walnut Wood	Brushed Nickel
BP.871.XX.106	Beech Wood and Black		Beech Wood	Matte Black
BP.871.XX.107	Beech Wood and Satin Brass		Beech Wood	Satin Brass
BP.871.XX.108	Beech Wood and Aged Brass		Beech Wood	Aged Brass

Dori Bar Pull Split Finish

BP.871.XX.XX

FINISH CODE (XX)	FINISH NAME	LINE DRAWING	A	B
BP.871.XX.109	Beech Wood and Polished Nickel		Beech Wood	Polished Nickel
BP.871.XX.110	Beech Wood and Brushed Nickel		Beech Wood	Brushed Nickel