



Satin Brass (Finish ID:13)

## BELVEDERE APPLIANCE PULL

Item Code	Size (mm & Inches)	Material	Size (Inches)				Fig.
			A	B	C	D	
1 APL.1053.8".XX	203.2mm (8")	Brass	10	1.31	8	2.48	1
2 APL.1053.12".XX	304.8mm (12")	Brass	14	1.31	12	2.48	1
3 APL.1053.18".XX	457.2mm (18")	Brass	20	1.31	18	2.48	1
4 APL.1053.24".XX	609.6mm (24")	Brass	26	1.31	24	2.48	1
5 APL.1053.36".XX	914.4mm (36")	Brass	38	1.31	36	2.48	1
6 APL.1053.48".XX	1219.2mm (48")	Brass	50	1.31	48	2.48	1
7 APL.1053.8".XX	203.2mm (8")	Wood over Brass	10	1.31	8	2.48	1
8 APL.1053.12".XX	304.8mm (12")	Wood over Brass	14	1.31	12	2.48	1
9 APL.1053.18".XX	457.2mm (18")	Wood over Brass	20	1.31	18	2.48	1

"XX" in item code denotes Finish ID.

This product is Supplied with M6x40mm screws.  
This product is Supplied with M6x60mm break off screws.

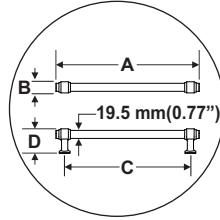




FIG. 1

## How to Order

APL.1053.8".13

APPLIANCE PULL    STYLE : BELVEDERE    SIZE : CC 8 INCH    FINISH ID : 13









## Belvedere Appliance Pull Finish Options

Base Material : Brass		Standard Finishes (2-3 Weeks Delivery)				
						
Brush Nickel (Finish ID:3)	Aged Brass (Finish ID:4)	Unlacquered Polished Brass (Finish ID:7U)	Polished Nickel (Finish ID:8)	Satin Brass (Finish ID:13)		
Base Material : Brass		Custom Finishes (3-4 Weeks Delivery)*				
						
Lacquered Polished Brass (Finish ID:7L)	Matte Black (Finish ID:19)	Split Black and Polished Nickel (Finish ID:48)	Split Black and Satin Brass (Finish ID:49)	Graphite (Finish ID:61)	Split Graphite and Satin Brass (Finish ID:90)	Split Graphite and Aged Brass (Finish ID:93)
Base Material : Brass/Wood		Custom Finishes (3-4 Weeks Delivery)*				
						
Walnut Wood and Black (Finish ID:100)	Walnut Wood and Satin Brass (Finish ID:101)	Walnut Wood and Aged Brass (Finish ID:102)	Walnut Wood and Polished Nickel (Finish ID:103)	Walnut Wood and Brushed Nickel (Finish ID:104)	Beech Wood and Black (Finish ID:106)	Beech Wood and Satin Brass (Finish ID:107)
						
Beech Wood and Aged Brass (Finish ID:108)	Beech Wood and Polished Nickel (Finish ID:109)	Beech Wood and Brushed Nickel (Finish ID:110)				

- Custom finishes cannot be returned or refunded. We are unable to accept cancellations for custom finish order unless within 48 hours of the order being placed.
- We have uniform pricing for all non-hammered finishes listed above as long as base material and size is same.
- Contact us for customized finishes, refer pages F1, F2, F3 & F4 for finish glossary.
- Backplate options refer page ABP1-1 to ABP3-1.







**Belvedere Appliance Pull Split Finish**

APL.1053.XX.XX

FINISH CODE (XX)	FINISH NAME	LINE DRAWING	A	B
APL.1053.XX.48	Split Black and Polished Nickel		Matte Black	Polished Nickel
APL.1053.XX.49	Split Black and Satin Brass		Matte Black	Satin Brass
APL.1053.XX.90	Split Graphite and Satin Brass		Graphite	Satin Brass
APL.1053.XX.93	Split Graphite and Aged Brass		Graphite	Aged Brass
APL.1053.XX.100	Walnut Wood and Black		Walnut Wood	Matte Black
APL.1053.XX.101	Walnut Wood and Satin Brass		Walnut Wood	Satin Brass
APL.1053.XX.102	Walnut Wood and Aged Brass		Walnut Wood	Aged Brass
APL.1053.XX.103	Walnut Wood and Polished Nickel		Walnut Wood	Polished Nickel

**Belvedere Appliance Pull Split Finish**

**APL.1053.XX.XX**

FINISH CODE (XX)	FINISH NAME	LINE DRAWING	A	B
APL.1053.XX.104	Walnut Wood and Brushed Nickel		Walnut Wood	Brushed Nickel
APL.1053.XX.106	Beech Wood and Black		Beech Wood	Matte Black
APL.1053.XX.107	Beech Wood and Satin Brass		Beech Wood	Satin Brass
APL.1053.XX.108	Beech Wood and Aged Brass		Beech Wood	Aged Brass
APL.1053.XX.109	Beech Wood and Polished Nickel		Beech Wood	Polished Nickel
APL.1053.XX.110	Beech Wood and Brushed Nickel		Beech Wood	Brushed Nickel